

Navigating the new Bizfile: Downloading Free Information Products

All newly registered or incorporated entities will receive a free copy of their Business Profile upon successful registration. For existing entities, a free Business Profile will be available after they have successfully renewed their business registration, filed Annual Returns or Annual Declarations. The free Business Profile can only be downloaded by the lodger, Corporate Service Provider or Group Secretary transacting who files the transaction on behalf of the entity.

Companies are required to maintain up-to-date Company Registers in Bizfile. All company officers and members can access these registers at no cost, with the exception of the Register of Business/Company Documents.

Types of free information products available:

Type of information product	When is the product available?	Who can download?
Business Profile	<ul style="list-style-type: none"> • Following successful entity registration • Following successful renewal of business and Limited Partnership registration • Following successful filing of annual returns or annual declaration 	<ul style="list-style-type: none"> • Individual who files the transaction • Corporate Service Providers (CSPs) who lodge the transaction on behalf of their client
Company Registers <ul style="list-style-type: none"> • Register of Members (ROM) • Register of Directors (ROD) • Register of Chief Executive Officers (ROCEO) • Register of Secretaries (ROS) • Register of Auditors (ROA) 	<ul style="list-style-type: none"> • Following successful filing of the related transactions 	<ul style="list-style-type: none"> • Company officers and members
Certificate Confirming Registration of Transfer by Company*	<ul style="list-style-type: none"> • Following successful registration of transfer by company 	<ul style="list-style-type: none"> • Individual who files the transaction • Corporate Service Providers (CSPs) who lodge the transaction on behalf of their client • Company officers and members

* This certificate is currently not available for download in Bizfile. A copy of the certificate will be sent to the lodger's email upon successful filing of the registration.

Bizfile transactions eligible for free Business Profile

Incorporation	<ul style="list-style-type: none"> Local Company: Incorporation of Local Company Variable Capital Company (VCC): Incorporation of VCC
Registration	<ul style="list-style-type: none"> Business: Application to Register Person(s) and Business Name Limited Partnership: Application to Register a New LP Foreign Company: Registration of Branch of Foreign Company Limited Liability Partnership: Application to Register a New LLP Public Accounting Firm: Application for Approval of Public Accounting Firm Local Company: Transfer of Registration under Section 358(1) Variable Capital Company: Transfer of Registration under Section 134(1) of the VCC Act
Annual Renewal of Registration	<ul style="list-style-type: none"> Business: Renewal of Business Registration Limited Partnership: Renewal of LP Registration
Filing of Annual Returns	<ul style="list-style-type: none"> Local Company: Filing of Annual Return by Local Company Foreign Company: Lodgement of Financial Statements by Foreign Company Variable Capital Company: Filing of Annual Return by VCC
Filing of Annual Declaration	<ul style="list-style-type: none"> Limited Liability Partnership: Filing of Annual Declaration

For additional FAQs relating to downloading of free information products, [click here](#).

Step-by-step instructions for downloading Free Information Products:

Type of information product	Navigation
Business Profile	Click here
Company Registers	Click here

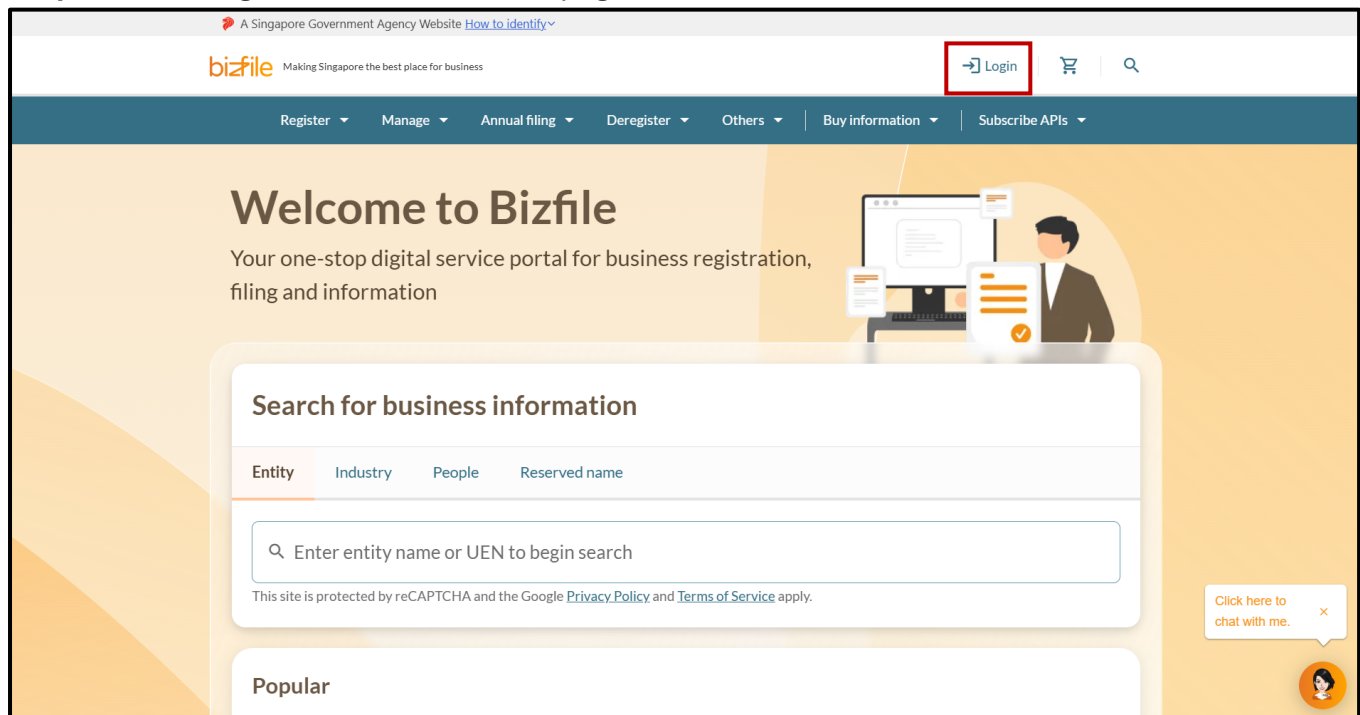
Step-by-step instructions to downloading free Business Profile

After successful registration or filing, a link to download your free Business Profile will be sent to your Bizfile inbox. You will need to log in to Bizfile to access the Free Product Download page to download the free Business Profile.

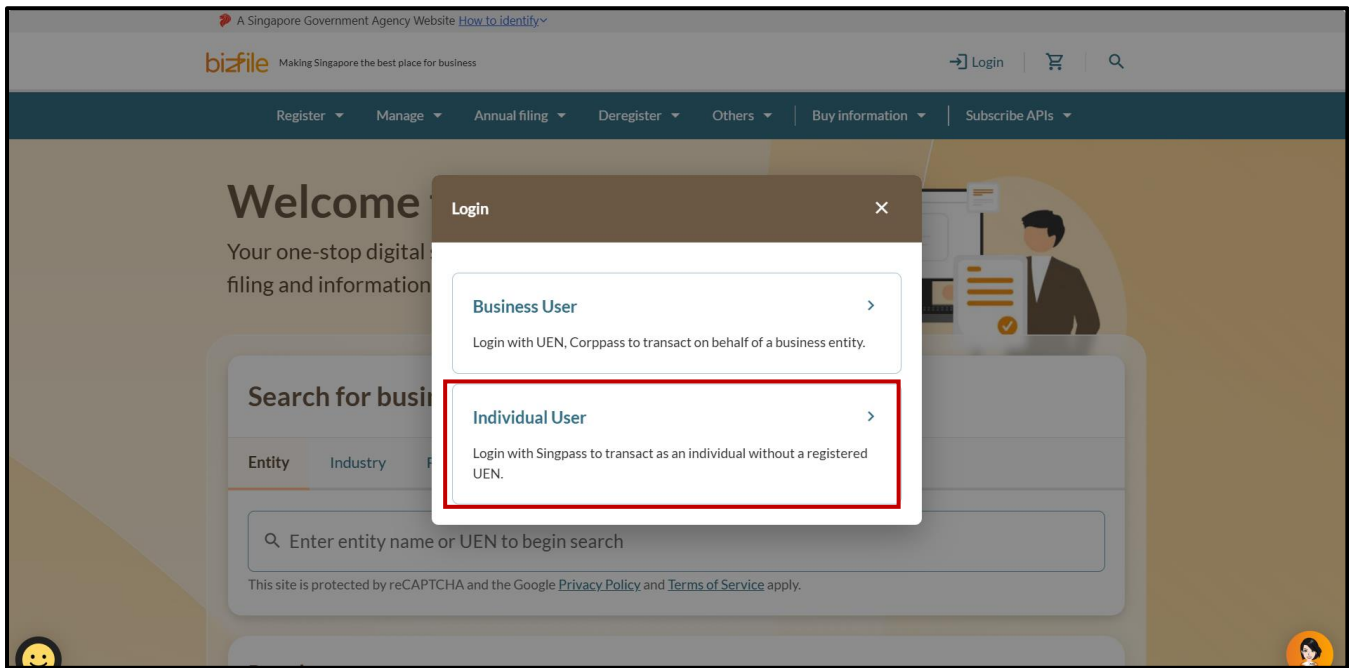
Scenario	Navigation
1) You are logging in using Individual User (Singpass) credentials	Click here
2) You are holding positions in multiple entities and logging in using Business User (Corppass) credentials	Click here
3) You are logging in as a CSP using Business User (Corppass) credentials	Click here
4) You are logging in as a Group Secretary filing on Behalf of the Entity	Click here

1) You are logging in using Individual User (Singpass) credentials

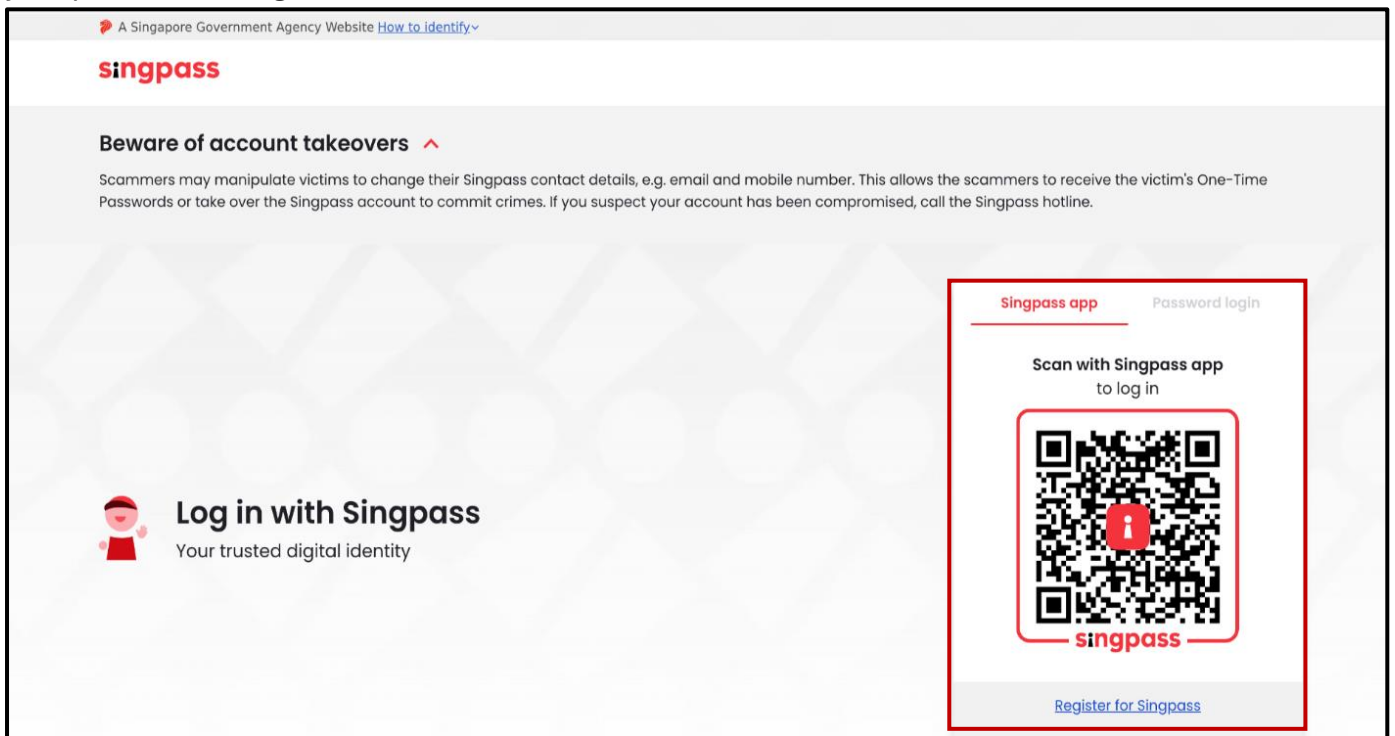
Step 1: Click “Login” on the Bizfile homepage.



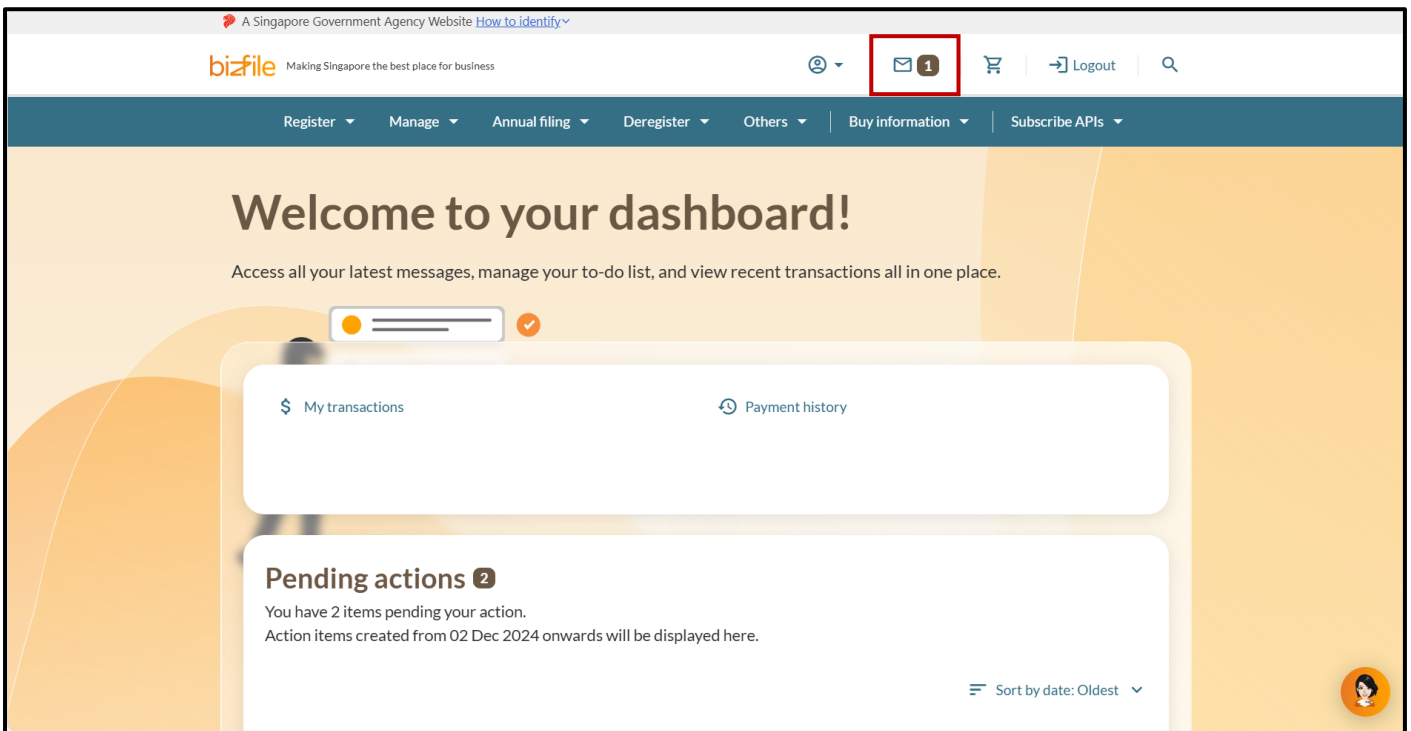
Step 2: Select “Individual User” to login via Singpass.



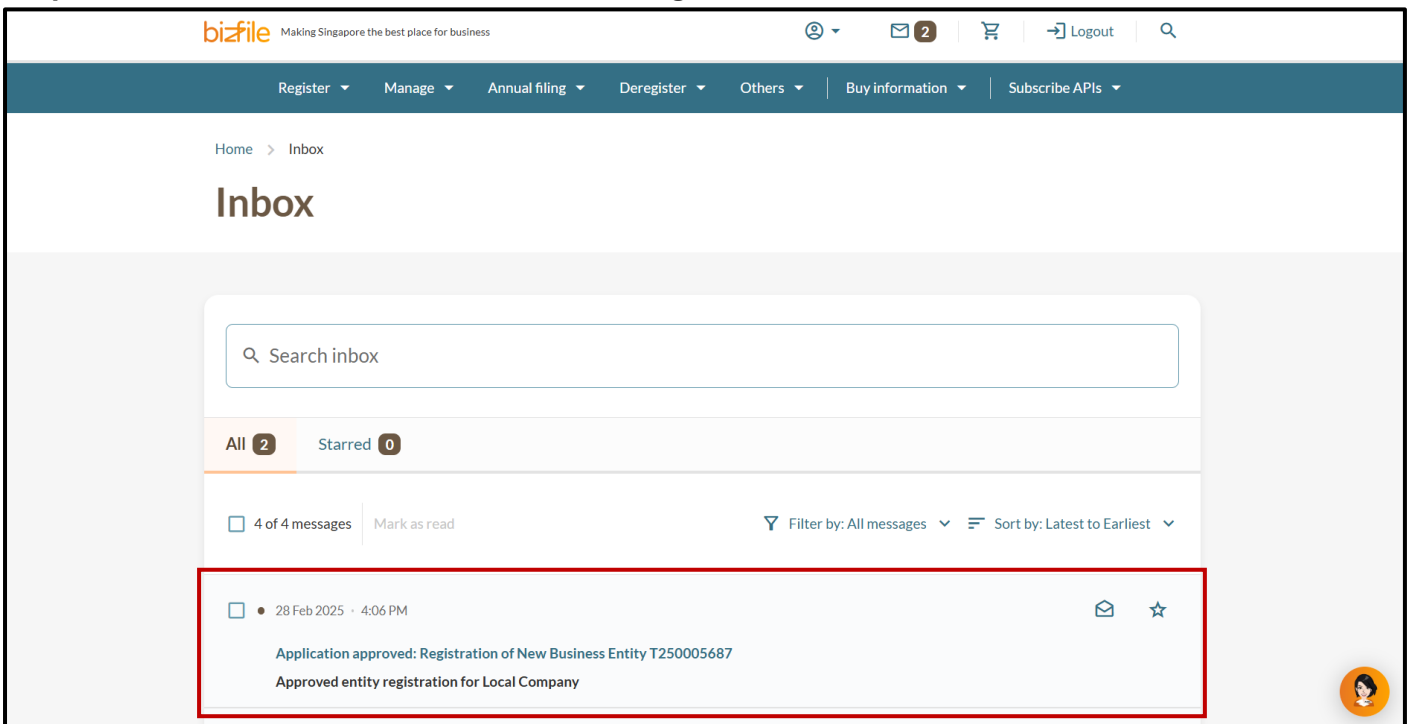
Step 3: When redirected to the Singpass login page, scan the QRcode using the Singpass app or enter your password to login.



Step 4: After logging in, you will be directed to your personal dashboard. Click on the Bizfile inbox to view the notifications.



Step 5: Select the notification for successful filing.



Step 6: Click the “link” to access the Free Product Download page.

Register | Manage | Annual filing | Deregister | Others | Buy information | Subscribe APIs

Home > Inbox

Inbox

[← All messages](#)

Application approved: Registration of New Business Entity T250005687

28 Feb 2025 · 4:06 PM

Dear Sir/Madam

- **Entity name:** STARVIEW UNLIMITED
- **UEN:** 202500243Z
- **Transaction Name:** Registration Of New Business Entity
- **Transaction No.:** T250005687

This is to confirm that STARVIEW UNLIMITED is incorporated under section 19(4) of the Companies Act on 28 Feb 2025 and that the company is Unlimited Public Company.

[Download the free Business Profile of this entity via link](#)

Accounting and Corporate Regulatory Authority (ACRA)

Step 7: View and download the available free information products. You must download the free Business Profile within 30 days or before your next filing, as only one free Business Profile is available at a time.

Free product download

[← Back](#)

Notice

- You can verify OpenAttestation (OA) documents at the [trustBar](#) portal.

Items summary

- 1 items | [Download selected \(1\)](#) | [Expand all](#) | [Collapse all](#)

Free Business Profile			
<input checked="" type="checkbox"/>	Free Business Profile (Co) with Registration	Download	
Date and time	Receipt no./ARN	Filing transaction no.	Format
28 Feb 2025	-	T250005687	PDF and OA

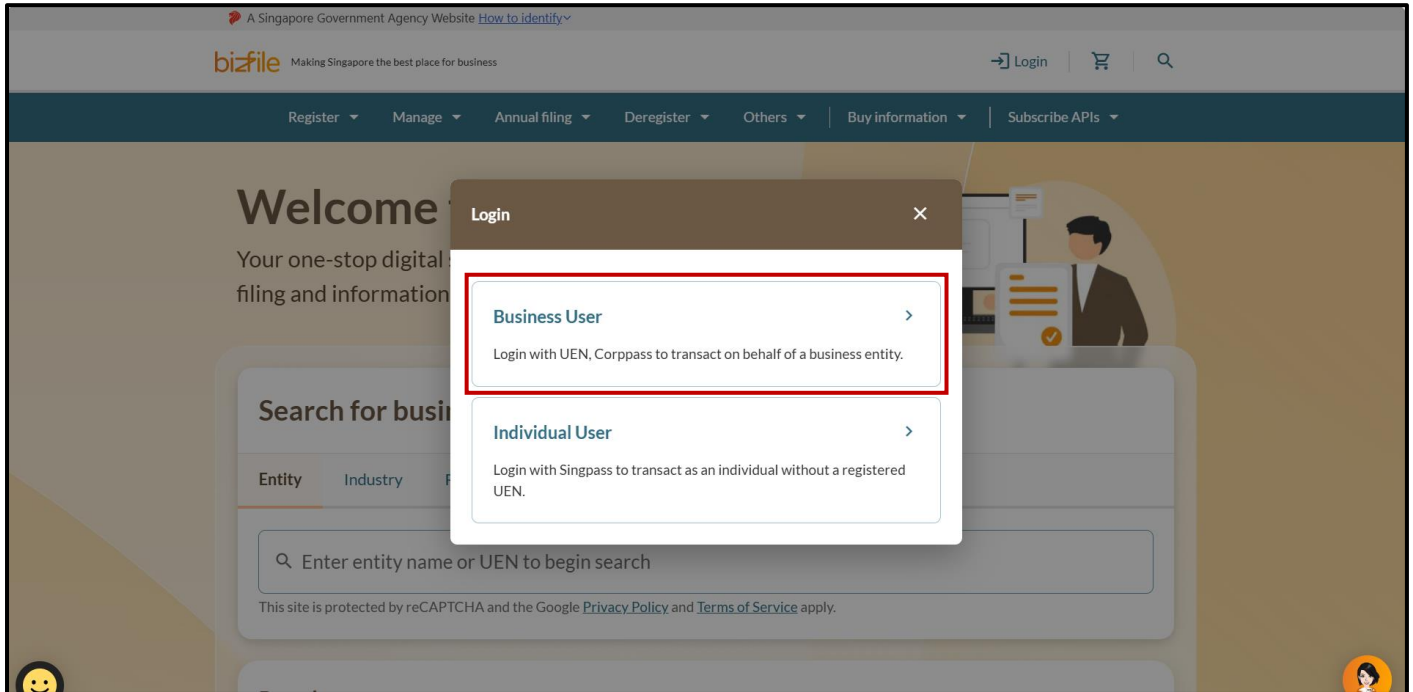
⚠️ The download link for free Business Profile download will expire on 30 Mar 2025, 11:59 PM. Please download before the link expires.

[Expand all](#) | [Collapse all](#)

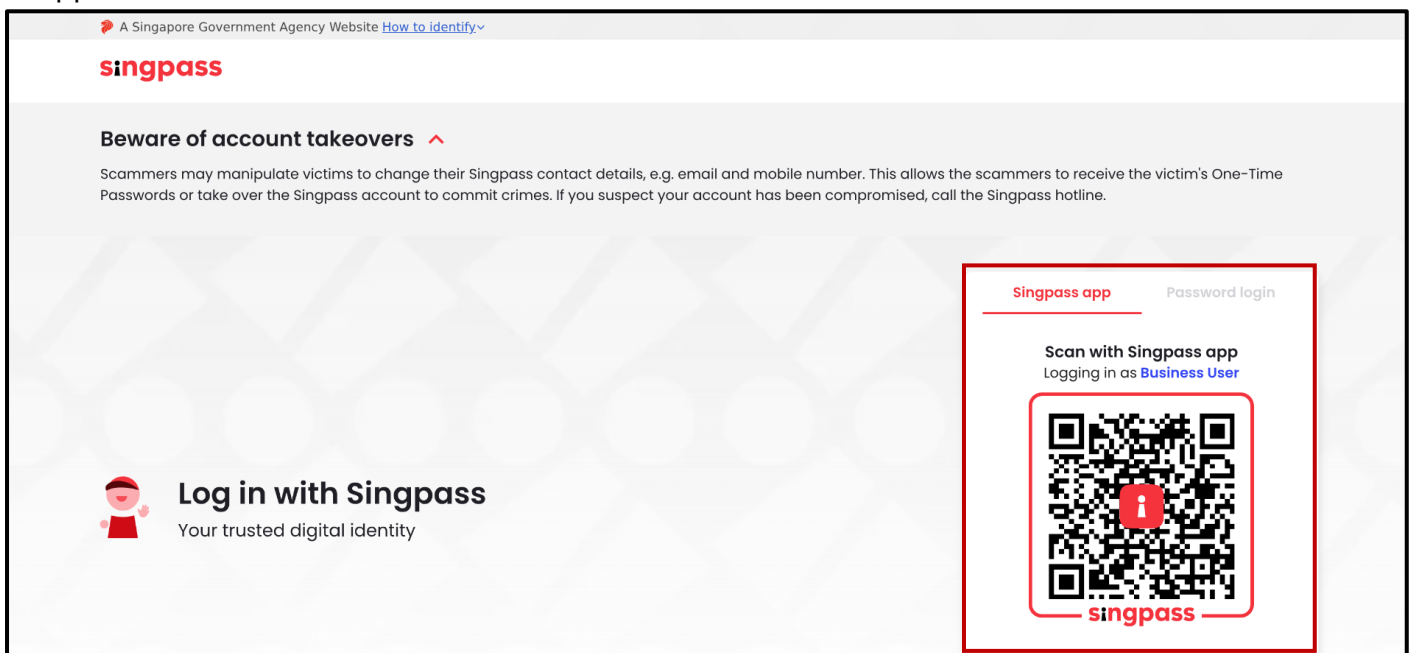
2) You are holding positions in multiple entities and logging in using Business User (Corppass) credentials

Important: Do not use the free product download link found in the successful filing notification in your Bizfile Inbox when managing multiple entities. Instead, follow the steps below:

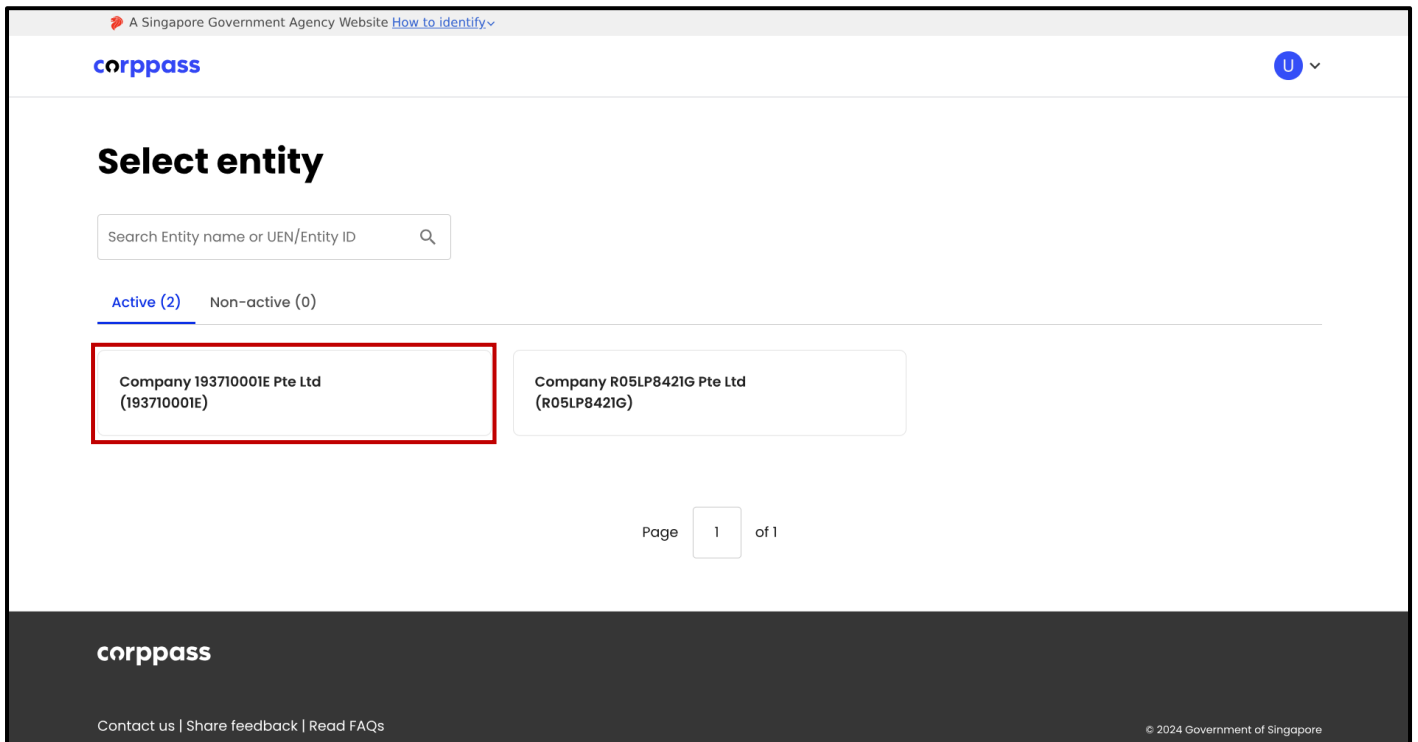
Step 1: Login to Bizfile as a “Business User” with Corppass.



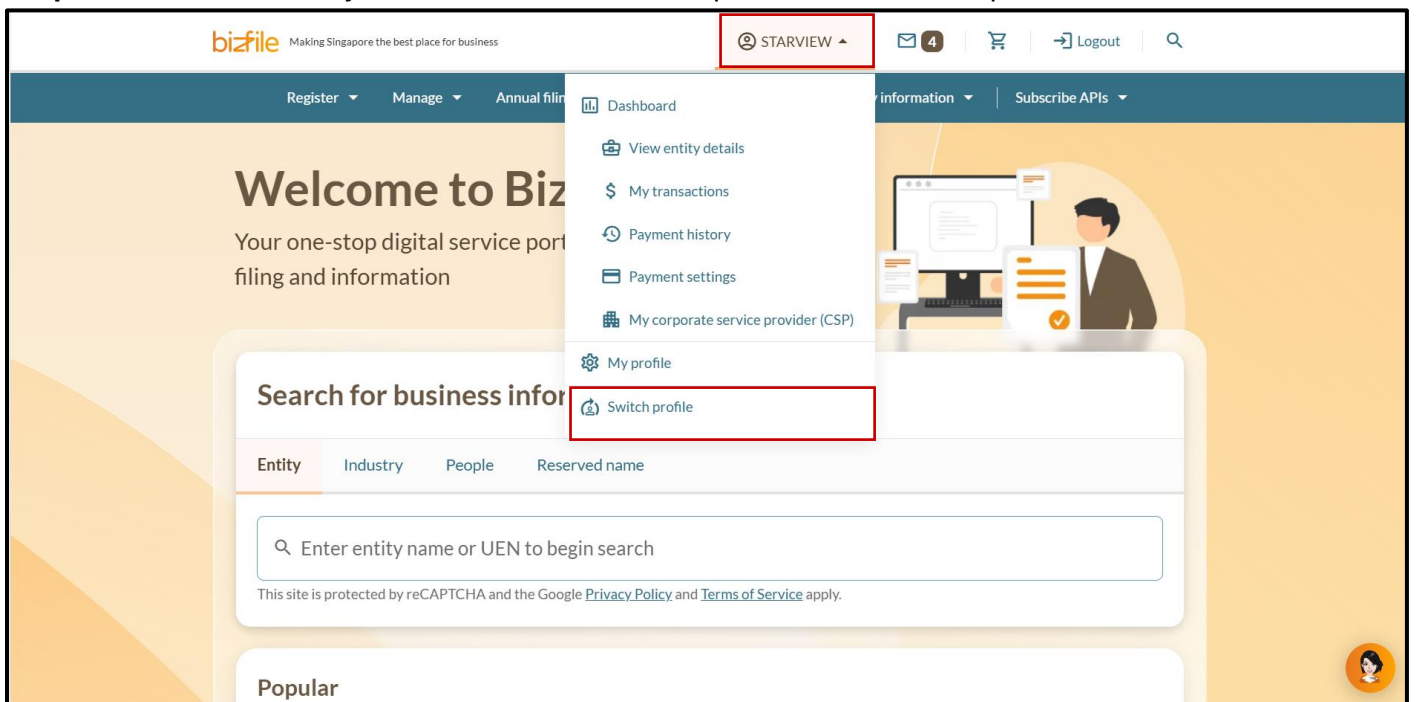
Step 2: Upon redirection to the Singpass login page, enter Singpass ID and password or scan the QRcode via the Singpass app. After verification on Singpass, you will be automatically logged into Corppass.



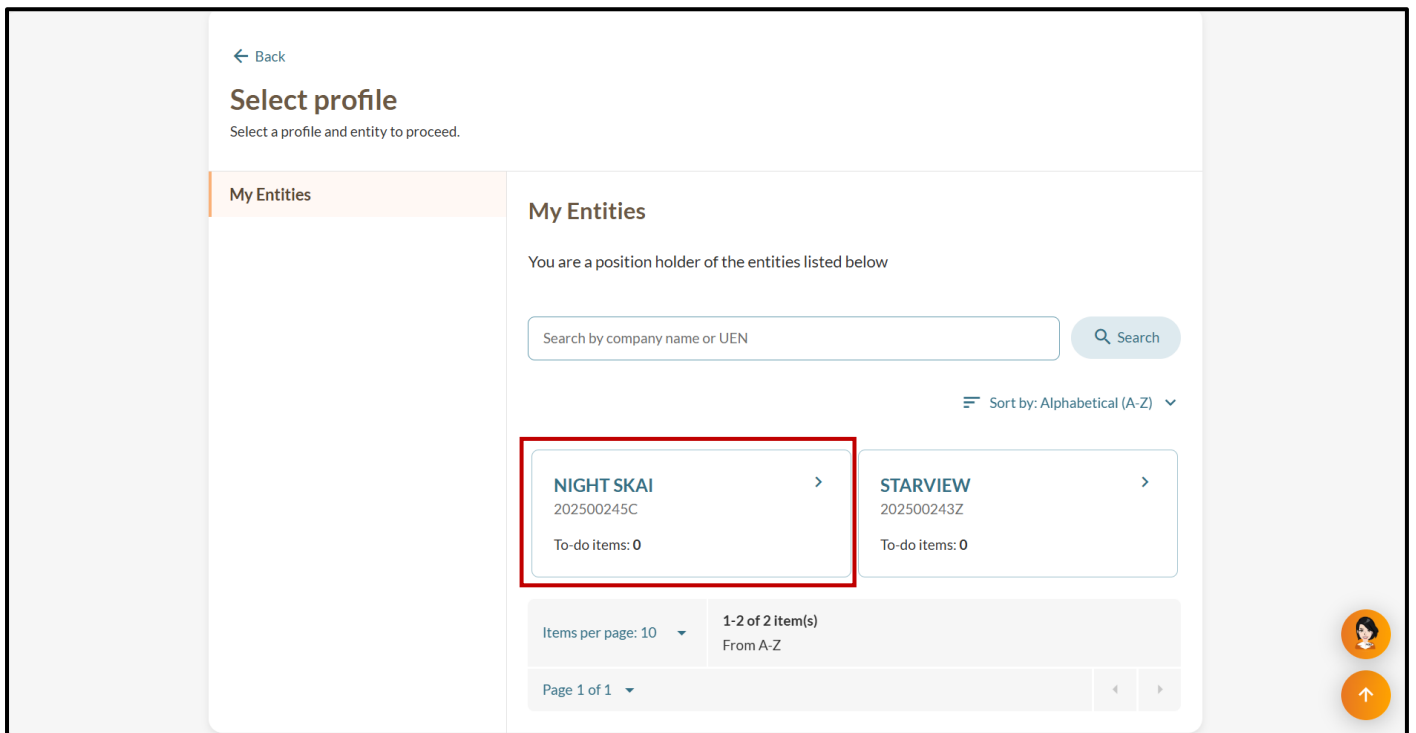
Step 3: Select the entity that you are authorised to transact on behalf of in Bizfile.



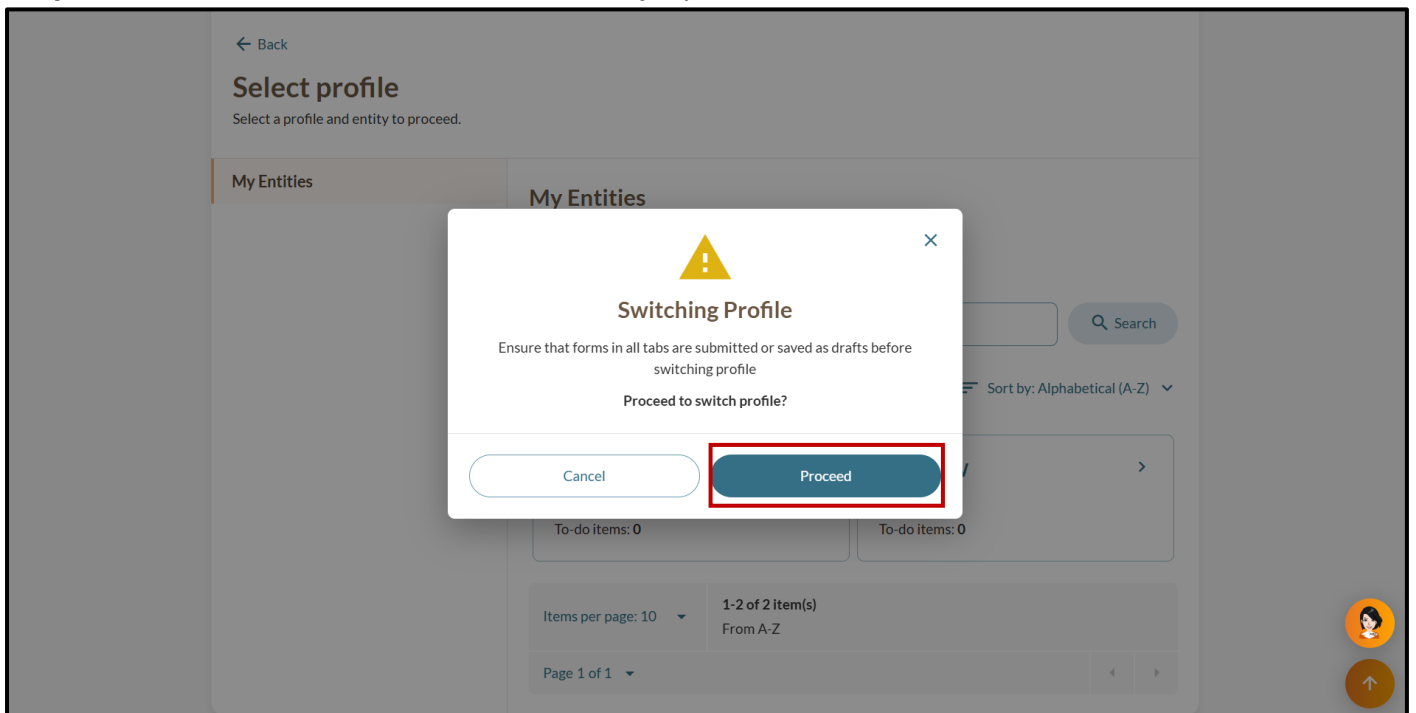
Step 4: Click on the entity name and select “Switch profile” from the dropdown menu.



Step 5: You will be directed to “My profile – Select profile” page. Go to the “My Entities” tab and select the newly registered or incorporated entity.



Step 6: Select “Proceed” to switch to this entity’s profile.



Step 8: On the “Entity information” page, select the "Free business products" link in the left menu.

Home > Dashboard > Entity information

Entity information

NIGHT SKAI PTE. LTD.
202500245C
Last updated 28 Feb 2025 04:44 PM

- Entity Profile
- Basic information
- Business activities
- Office address
- Office hours
- Registers address
- Free business products**
- Position Holders
- Share capital and Shareholders

Entity Profile

Basic information [Edit](#)

Last updated 28 Feb 2025 04:44 PM

UEN	202500245C
Entity name	NIGHT SKAI PTE. LTD.
Entity type	Local Company
Entity status	Live Company
Company type	Private Company Limited by Shares
Company listing status	Unlisted
Entity status date	28 Feb 2025

Step 9: To download all items, select the checkbox on the top-left corner of the listing and select “Download selected”.

Items summary 2

2 items [Download selected \(2\)](#) Expand all Collapse all

- Free Business Profile**
- Free Business Profile (Co) with Registration** [Download](#)

Date and time	Receipt no./ARN	Filing transaction no.	Format
28 Feb 2025	-	T250005698	PDF and OA

⚠ The download link for free Business Profile download will expire on 30 Mar 2025, 11:59 PM. Please download before the link expires.
- Statutory Registers**
- Register of Directors** [Download](#)

To download the Register with certification, you can purchase the certification for \$1 per page by clicking on the "Buy Certification" link. Alternatively, you can log in to Bizfile to purchase the certification for the free Register.

[Buy certification](#)

i The download link for free Statutory Register does not expire.

Expand all Collapse all

Step 10: To download individual items, click “Download” beside each item.

The screenshot shows a web interface titled "Items summary" with a notification badge "2". At the top, there are controls for "2 items" and "Download selected (2)", along with "Expand all" and "Collapse all" options. The main content is organized into two expandable sections:

- Free Business Profile**: This section is expanded and contains a sub-section "Free Business Profile (Co) with Registration". A red box highlights a "Download" button with a download icon. Below this is a table with the following data:

Date and time	Receipt no./ARN	Filing transaction no.	Format
28 Feb 2025	-	T250005687	PDF and OA

A warning message below the table states: "The download link for free Business Profile download will expire on 30 Mar 2025, 11:59 PM. Please download before the link expires."
- Statutory Registers**: This section is collapsed. It contains a sub-section "Register of Directors" with a "Download" button. Below this is a note: "To download the Register with certification, you can purchase the certification for \$1 per page by clicking on the 'Buy Certification' link. Alternatively, you can log in to Bizfile to purchase the certification for the free Register." A "Buy certification" link with a shopping cart icon is provided. An information icon indicates: "The download link for free Statutory Register does not expire."

At the bottom right of the interface, there are two circular icons: one with a person's profile and another with an upward-pointing arrow.

3) You are logging in as a CSP using Business User (Corppass) credentials

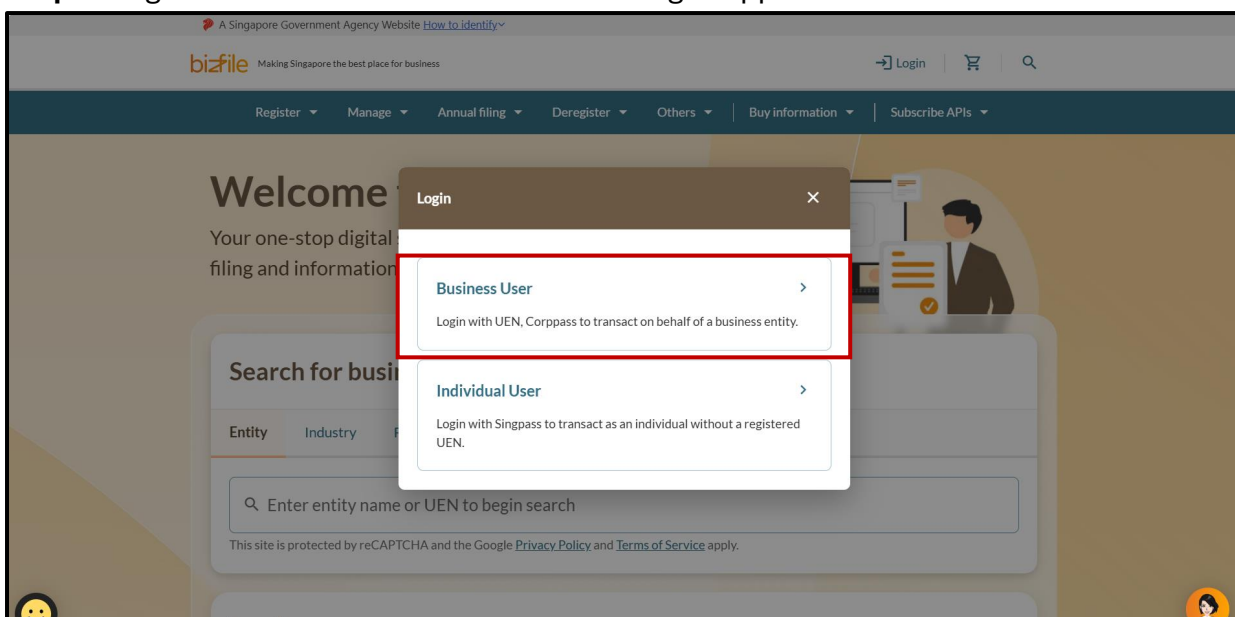
After filing entity registration or annual filing transactions on behalf of your clients, a Corporate Service Provider (CSP) will receive notifications in the CSP's Bizfile Inbox.

Before proceeding with the download, ensure:

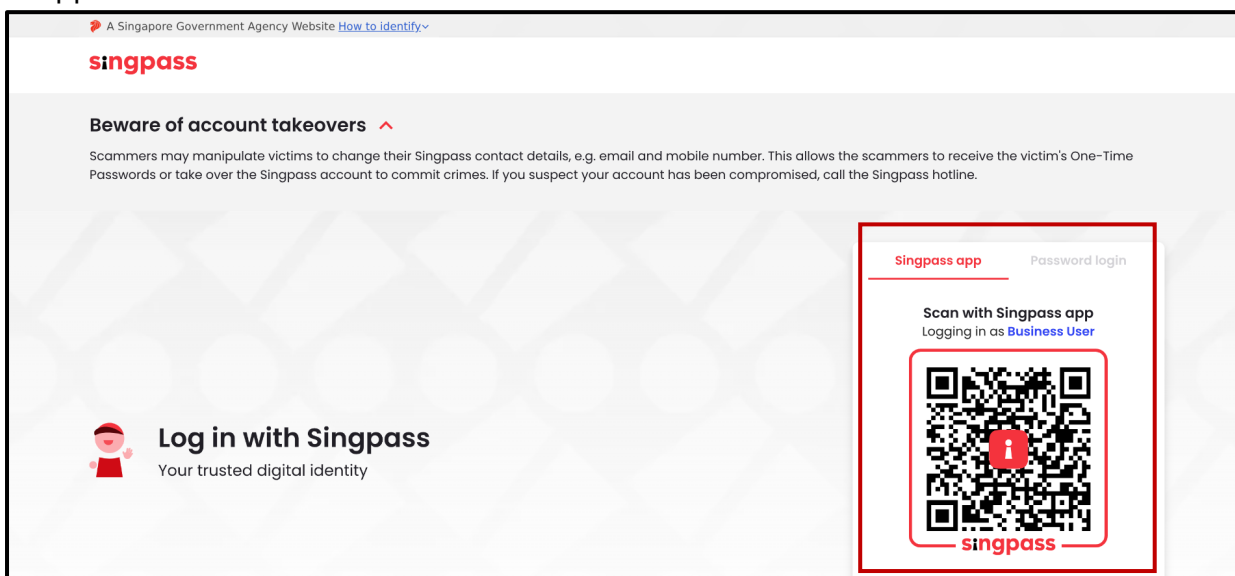
- ✓ You have successfully completed the entity registration or annual filing
- ✓ For newly registered entities, add them as clients in Bizfile promptly to maximise the 30-day download period.

Important: CSPs should not use the download link from Bizfile Inbox notifications when downloading free information products after filing transactions for clients. Instead, follow the steps below:

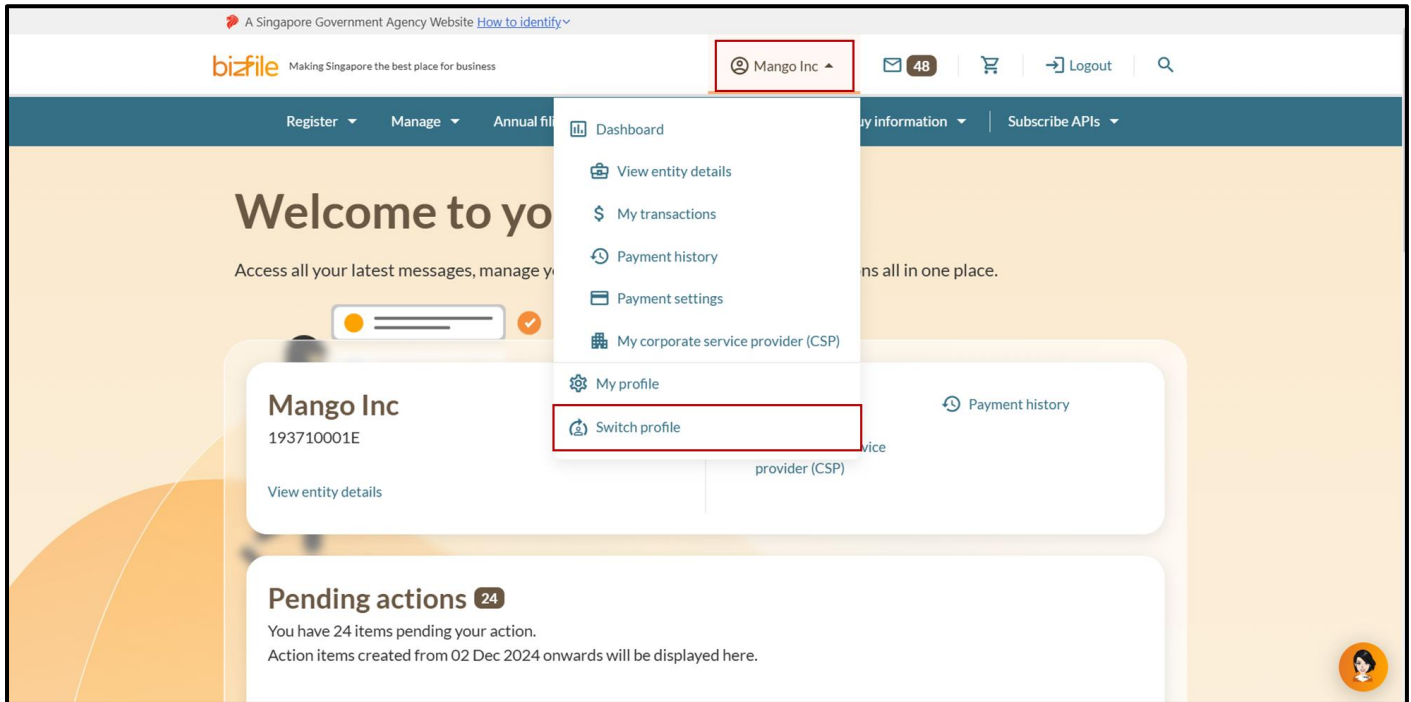
Step 1: Login to Bizfile as a "Business User" using Corppass.



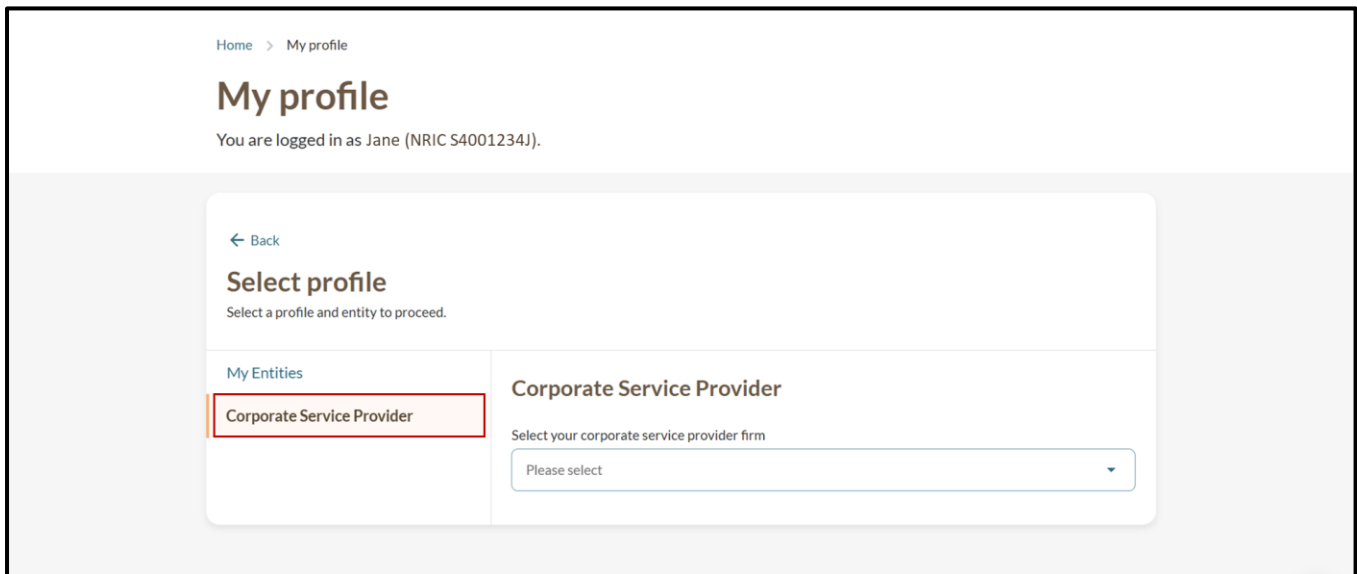
Step 2: Upon redirection to the Singpass login page, enter Singpass ID and password or scan the QRcode via the Singpass app. After verification on Singpass, you will be automatically logged into Corppass.



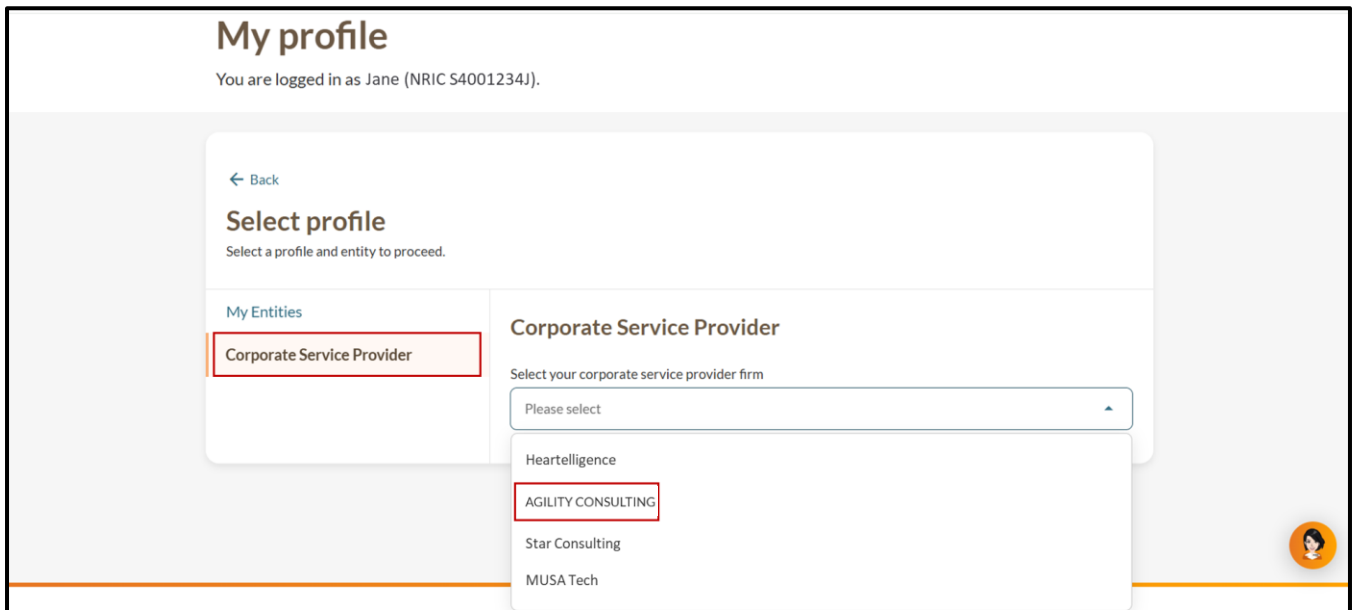
Step 3: Click on the entity name and select “Switch profile” from the dropdown menu.



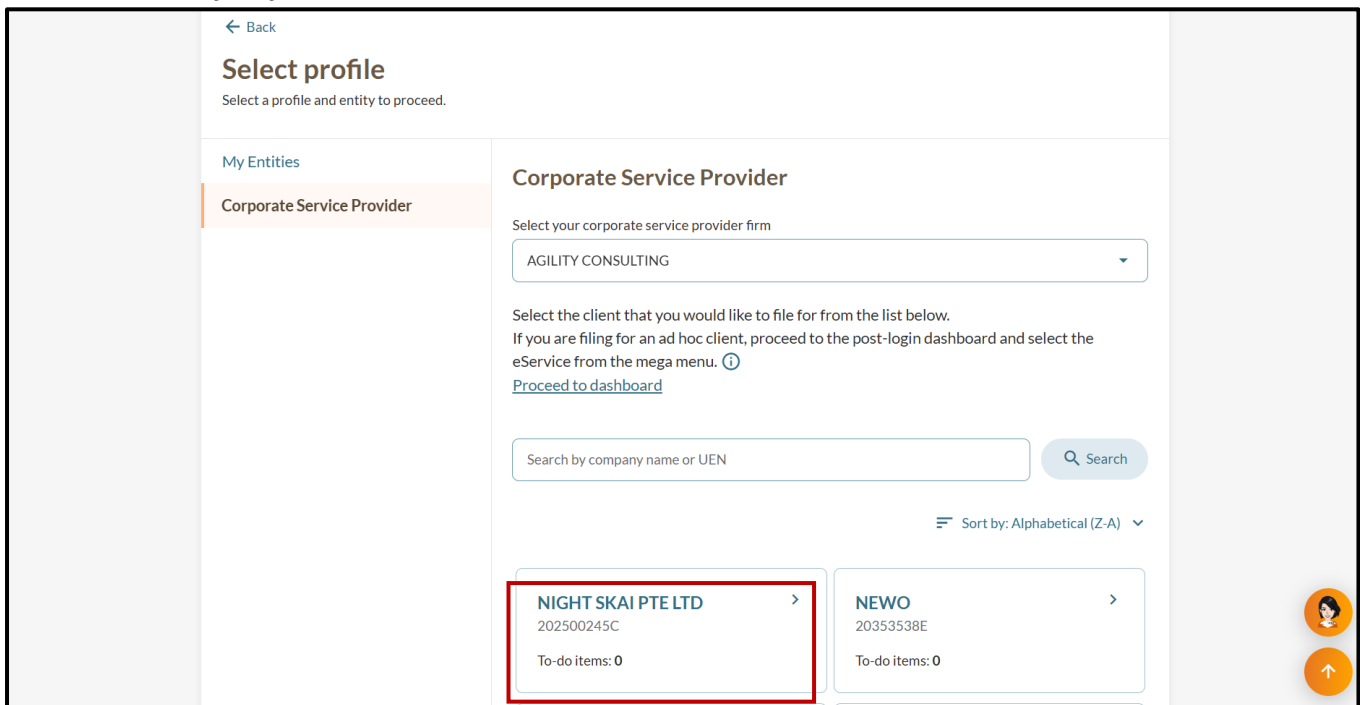
Step 3: On the “My profile – Select profile” page, select the **Corporate Service Provider** link.



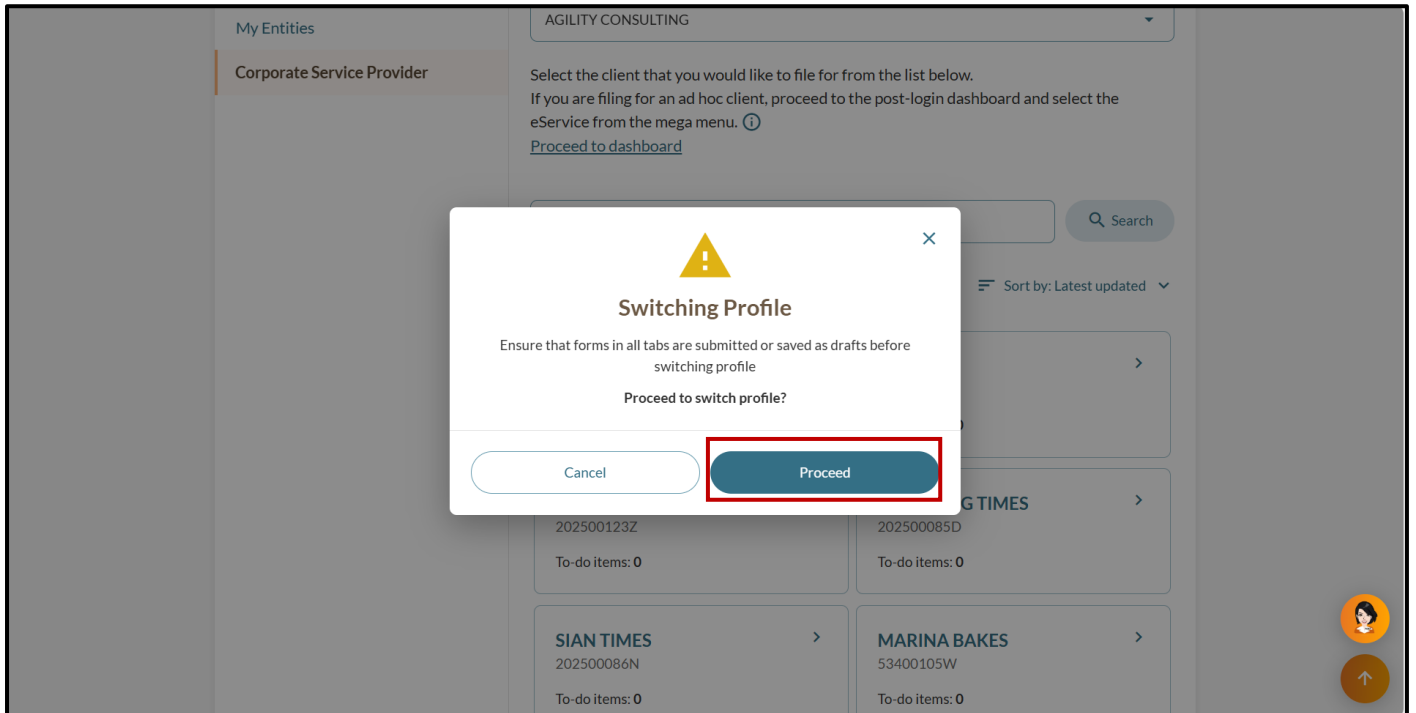
Step 4: If you belong to more than one CSP firms, select your CSP firm from the dropdown list.



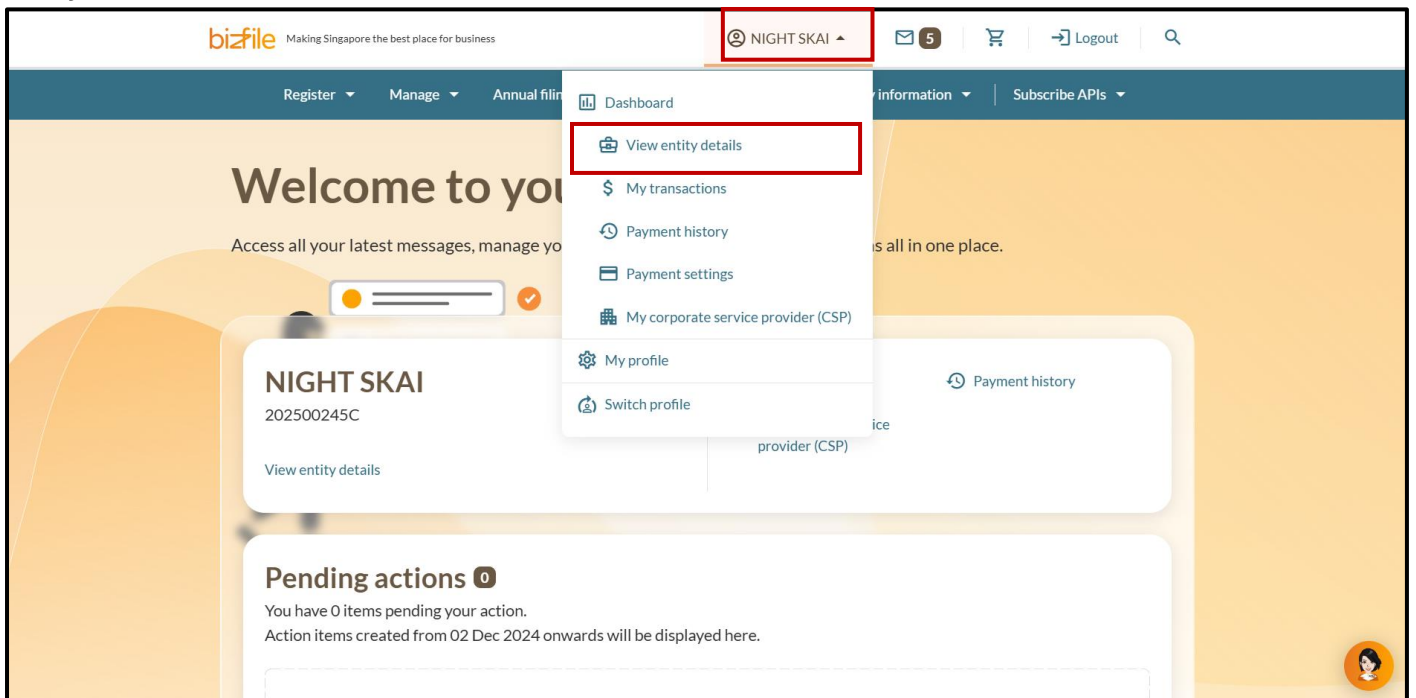
Step 5: Select the newly registered entity. If the entity is not displayed here, check that you have added the entity to your client list.



Step 6: Select “Proceed” to switch to this entity’s profile.



Step 7: Click on the entity name on the top menu bar to access the dropdown menu, select “View entity details”.



Step 8: On the Entity information page, select the "Free business products" link in the left menu.

Home > Dashboard > Entity information

Entity information

NIGHT SKAI PTE. LTD.
202500245C
Last updated 28 Feb 2025 04:44 PM

- Entity Profile
- Basic information
- Business activities
- Office address
- Office hours
- Registers address
- Free business products**
- Position Holders
- Share capital and Shareholders

Entity Profile

Basic information [Edit](#)

Last updated 28 Feb 2025 04:44 PM

UEN	202500245C
Entity name	NIGHT SKAI PTE. LTD.
Entity type	Local Company
Entity status	Live Company
Company type	Private Company Limited by Shares
Company listing status	Unlisted
Entity status date	28 Feb 2025

Step 9: To download all items, select the checkbox on the top-left corner of the listing and select "Download selected".

Items summary 2

2 items [Download selected \(2\)](#) [Expand all](#) [Collapse all](#)

- Free Business Profile** [Download](#)
- Free Business Profile (Co) with Registration** [Download](#)

Date and time	Receipt no./ARN	Filing transaction no.	Format
28 Feb 2025	-	T250005698	PDF and OA

Statutory Registers

- Register of Directors** [Download](#)

To download the Register with certification, you can purchase the certification for \$1 per page by clicking on the "Buy Certification" link. Alternatively, you can log in to Bizfile to purchase the certification for the free Register.

[Buy certification](#)

The download link for free Statutory Register does not expire.

[Expand all](#) [Collapse all](#)

Step 10: To download individual items, click “Download” beside each item.

The screenshot shows a web interface titled "Items summary" with a notification badge "2". At the top, there are controls for "2 items" and "Download selected (2)", along with "Expand all" and "Collapse all" options. The main content is organized into two expandable sections:

- Free Business Profile**: This section is expanded to show a table with the following data:

Date and time	Receipt no./ARN	Filing transaction no.	Format
28 Feb 2025	-	T250005687	PDF and OA

A warning message below the table states: "The download link for free Business Profile download will expire on 30 Mar 2025, 11:59 PM. Please download before the link expires." A "Download" button with a download icon is highlighted with a red box.
- Statutory Registers**: This section is also expanded to show:
 - Register of Directors**: Includes a "Download" button and a note: "To download the Register with certification, you can purchase the certification for \$1 per page by clicking on the 'Buy Certification' link. Alternatively, you can log in to Bizfile to purchase the certification for the free Register." A "Buy certification" link with a shopping cart icon is provided.
 - An information icon and note: "The download link for free Statutory Register does not expire."

At the bottom right of the interface, there are two circular icons: one with a person's profile and another with an upward-pointing arrow.

4) You are logging in as a Group Secretary filing on Behalf of the Entity

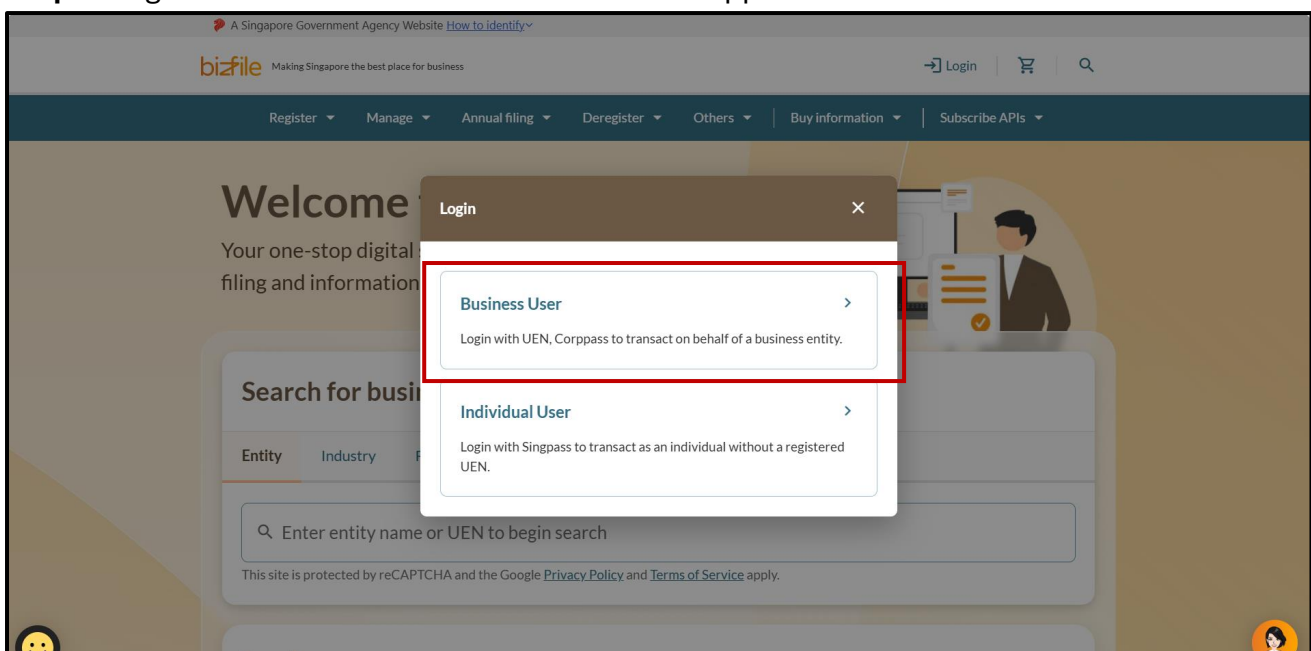
After filing entity registration or annual filing transactions on behalf of an entity, the Group Secretary will receive notifications in the Group Secretary's Bizfile Inbox.

Before proceeding with the download, ensure:

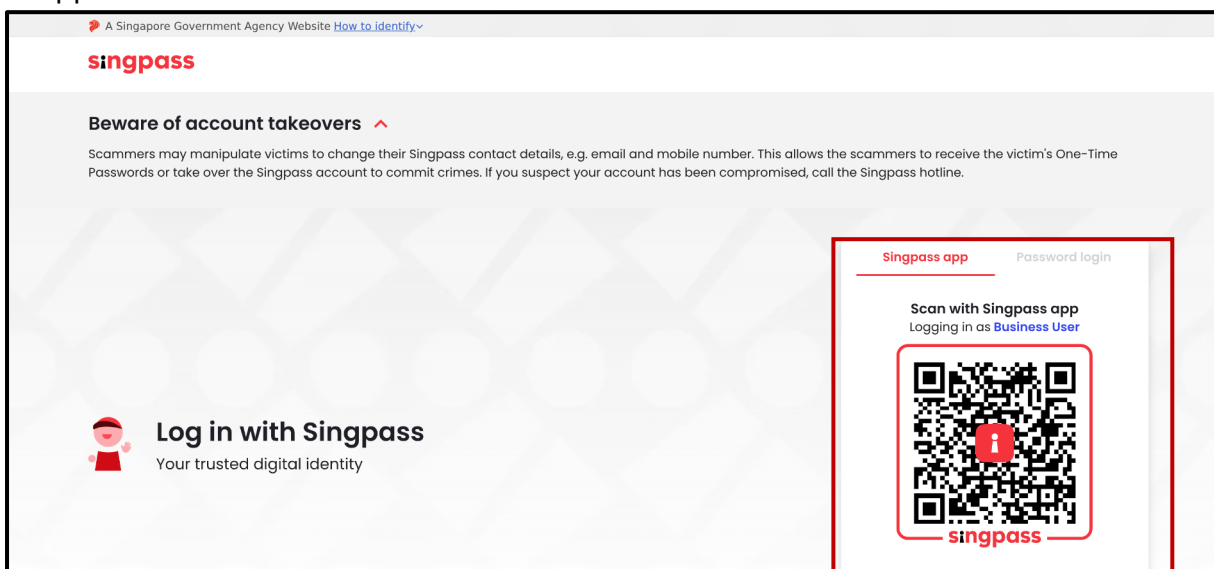
- ✓ You have successfully completed the entity registration or annual filing
- ✓ For newly registered entities, add them as a subsidiary of the holding company in Bizfile promptly to maximise the 30-day download period.

Important: Group Secretary should not use the download link from Bizfile Inbox notifications following successful filing. Instead, follow the steps below:

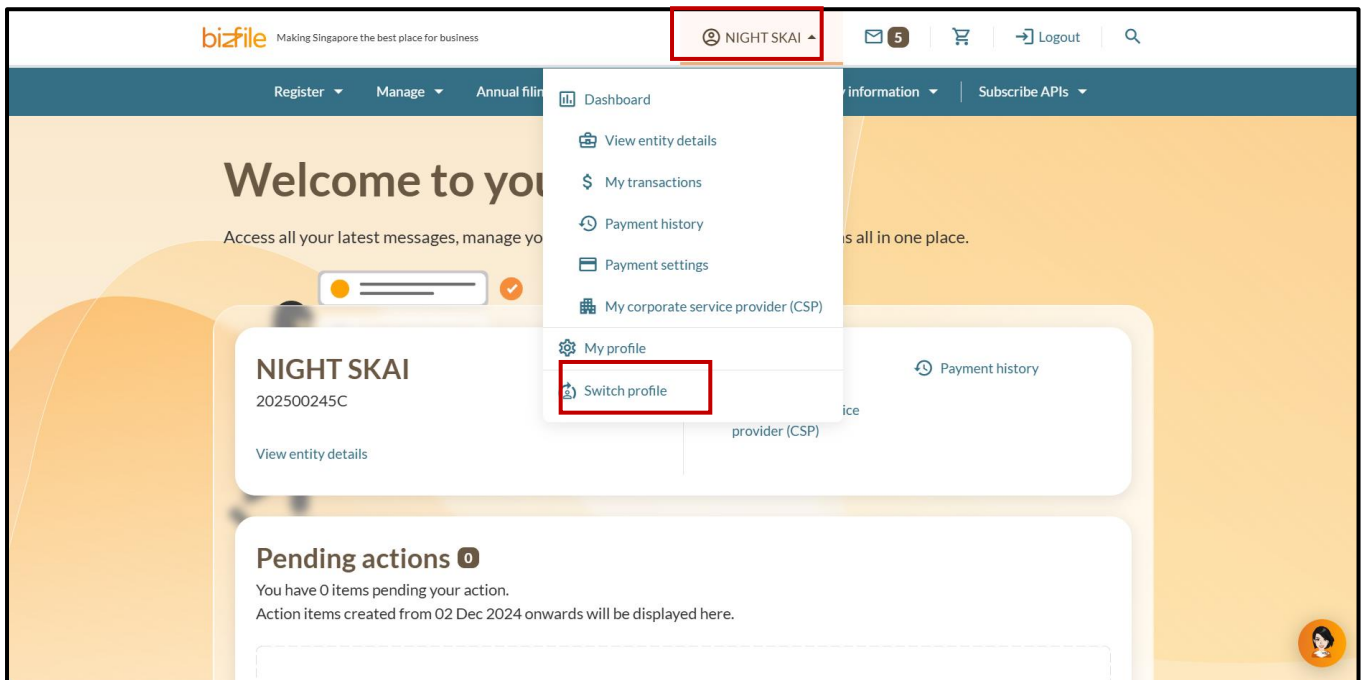
Step 1: Login to Bizfile as a "Business User" with Corppass.



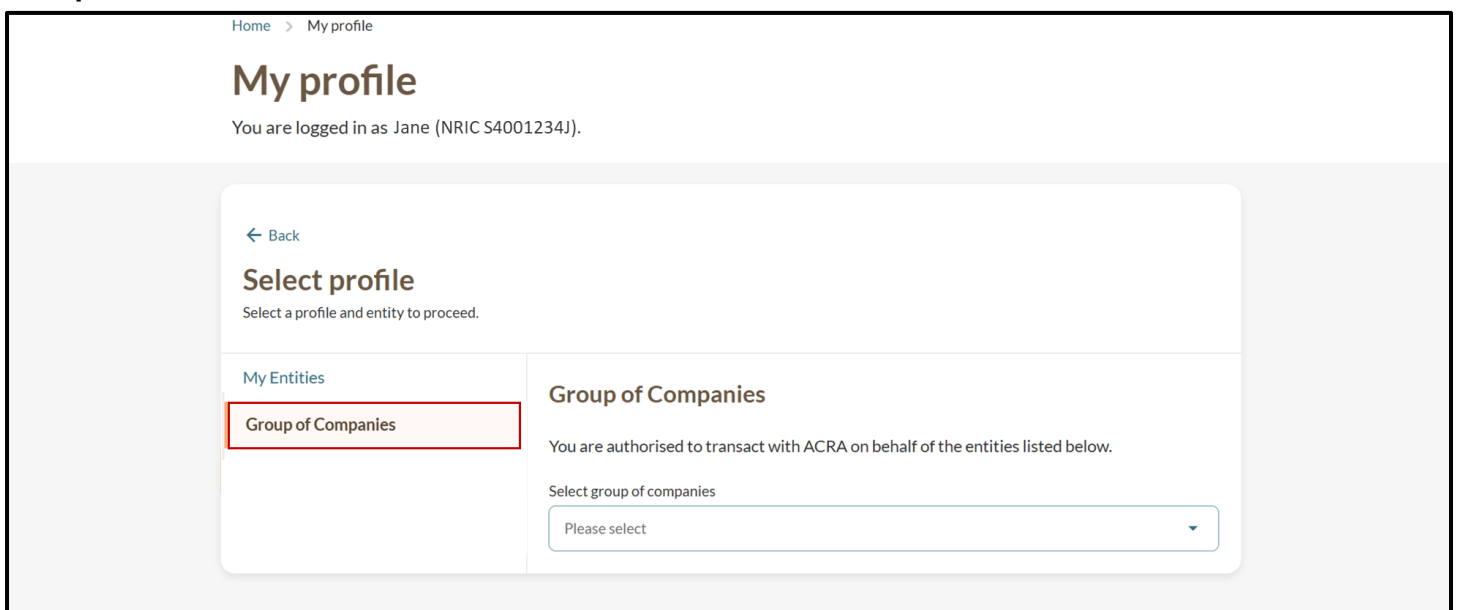
Step 2: Upon redirection to the Singpass login page, enter Singpass ID and password or scan the QRcode via the Singpass app. After verification on Singpass, you will be automatically logged into Corppass.



Step 3: Click on the entity name on the top menu bar to access the dropdown menu, select “Switch profile”.



Step 4: You will be directed to the “My profile – Select profile” page, click on the **Group of Companies** tab.



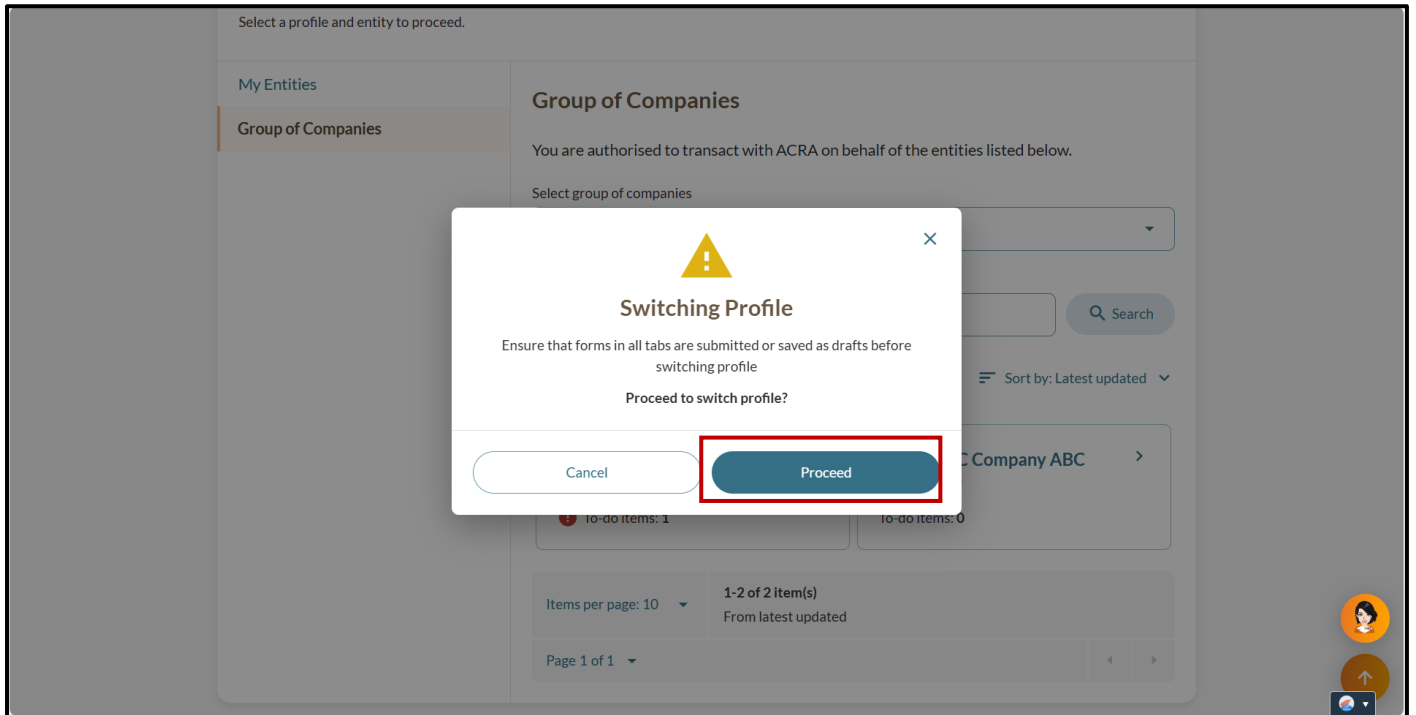
Step 5: You will be able to see the newly added entity in the subsidiary list.

The screenshot shows the 'My profile' page with the user logged in as Jane (NRIC S4001234J). The page title is 'My profile'. Below the title, there is a 'Select profile' section with a 'Back' link and the instruction 'Select a profile and entity to proceed.'. Under 'My Entities', the 'Group of Companies' option is highlighted with a red box. To the right, the 'Group of Companies' section is active, showing 'You are authorised to transact with ACRA on behalf of the entities listed below.' Below this, there is a 'Select group of companies' dropdown menu. The dropdown is currently set to 'Please select' and has a red box around it. Below the dropdown, the option 'Holding GC Company ABC' is visible and also has a red box around it.

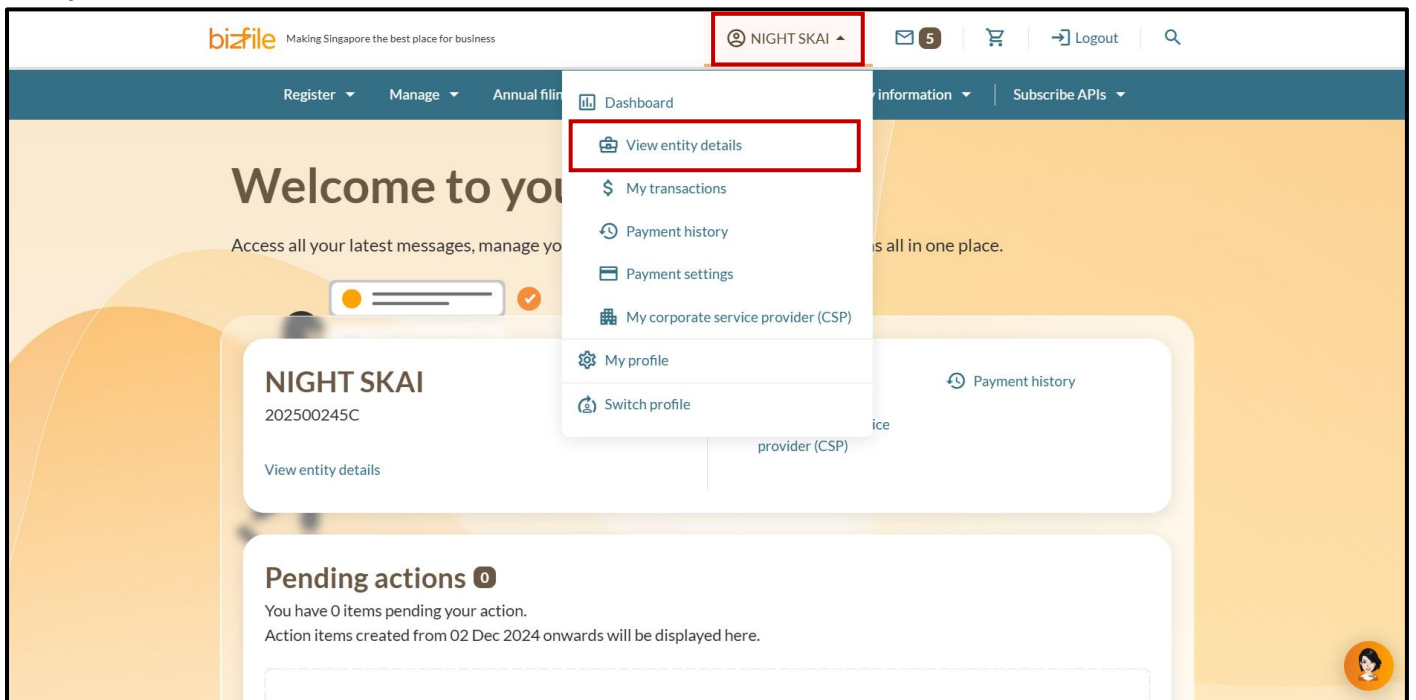
Step 6: Select the entity which has been newly registered or incorporated.

The screenshot shows the 'My profile' page with the user logged in as Jane (NRIC S4001234J). The page title is 'My profile'. Below the title, there is a 'Select profile' section with a 'Back' link and the instruction 'Select a profile and entity to proceed.'. Under 'My Entities', the 'Group of Companies' option is highlighted with an orange box. To the right, the 'Group of Companies' section is active, showing 'You are authorised to transact with ACRA on behalf of the entities listed below.' Below this, there is a 'Select group of companies' dropdown menu. The dropdown is currently set to 'Holding GC Company ABC'. Below the dropdown, there is a search bar with the placeholder text 'Search by company name or UEN' and a 'Search' button. Below the search bar, there is a 'Sort by: Latest updated' dropdown menu. Below the search bar, there is a list of entities. The first entity, 'NIGHT SKAI PTE LTD' with UEN '202500245C', is highlighted with a red box and has a red box around its 'To-do items: 1' indicator. The second entity, 'Holding GC Company ABC' with UEN '202100001D', has 'To-do items: 0'. At the bottom, there is a pagination bar showing 'Items per page: 10' and '1-2 of 2 item(s) From latest updated'. A user profile icon is visible in the bottom right corner.

Step 7: Select “Proceed” to switch profile to the new entity.



Step 8: Click on the entity name on the top menu bar to access the dropdown menu, select “View entity details”.



Step 9: On the Entity information page, select the "Free business products" link in the left menu.

Home > Dashboard > Entity information

Entity information

NIGHT SKAI PTE. LTD.
202500245C
Last updated 28 Feb 2025 04:44 PM

- Entity Profile
- Basic information
- Business activities
- Office address
- Office hours
- Registers address**
- Free business products
- Position Holders
- Share capital and Shareholders

Entity Profile

Basic information [Edit](#)

Last updated 28 Feb 2025 04:44 PM

UEN	202500245C
Entity name	NIGHT SKAI PTE. LTD.
Entity type	Local Company
Entity status	Live Company
Company type	Private Company Limited by Shares
Company listing status	Unlisted
Entity status date	28 Feb 2025

Step 10: To download all items, select the checkbox on the top-left corner of the listing and select "Download selected".

Items summary **2**

2 items [Download selected \(2\)](#) [Expand all](#) [Collapse all](#)

- Free Business Profile** [Download](#)
- Free Business Profile (Co) with Registration** [Download](#)

Date and time	Receipt no./ARN	Filing transaction no.	Format
28 Feb 2025	-	T250005698	PDF and OA

Statutory Registers

- Register of Directors** [Download](#)

To download the Register with certification, you can purchase the certification for \$1 per page by clicking on the "Buy Certification" link. Alternatively, you can log in to Bizfile to purchase the certification for the free Register.

[Buy certification](#)

The download link for free Statutory Register does not expire.

[Expand all](#) [Collapse all](#)

Step 11: To download individual items, click “Download” beside each item.

The screenshot displays the 'Items summary' interface with two main sections:

- Free Business Profile (Co) with Registration:** This section includes a table with the following data:

Date and time	Receipt no./ARN	Filing transaction no.	Format
28 Feb 2025	-	T250005698	PDF and OA

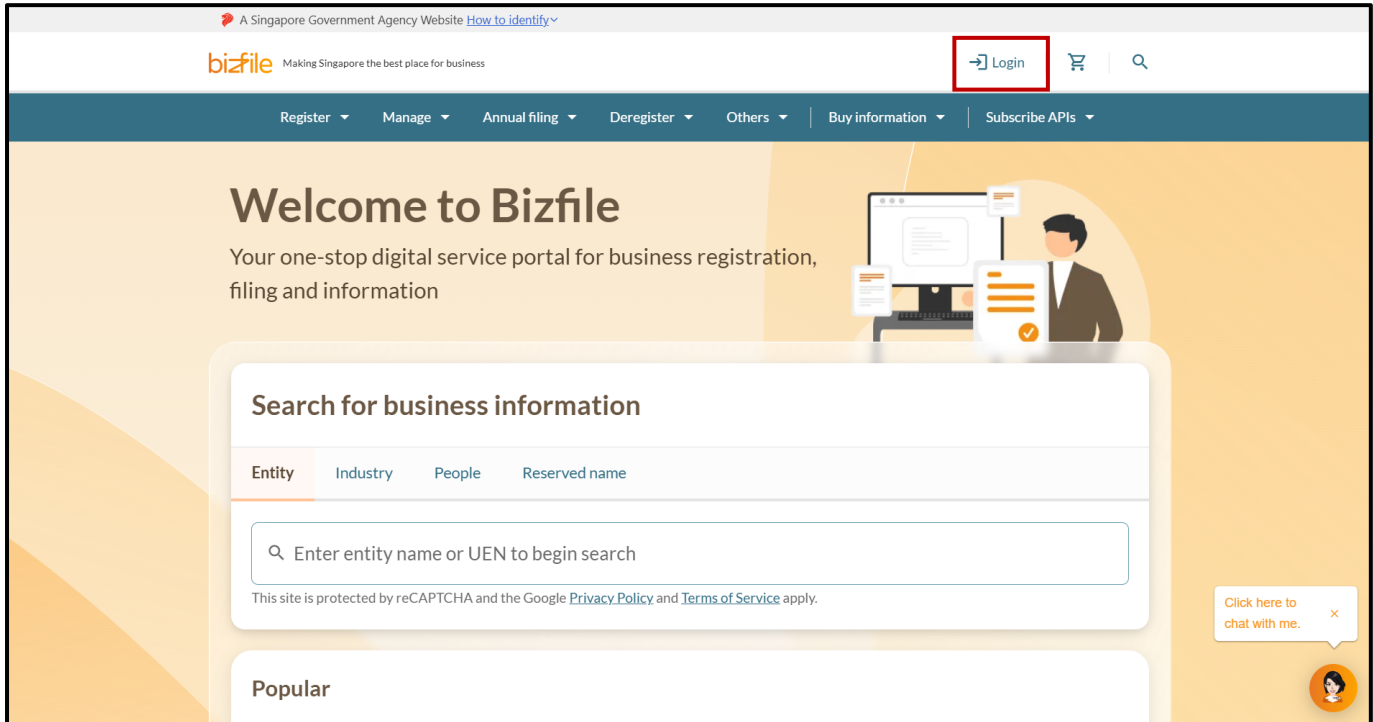
A warning message below the table states: "The download link for free Business Profile download will expire on 30 Mar 2025, 11:59 PM. Please download before the link expires." A red box highlights the 'Download' button in the top right corner of this section.
- Register of Directors:** This section includes a 'Buy certification' link and a note: "The download link for free Statutory Register does not expire."

Navigation controls at the top and bottom of the list include '2 items', 'Download selected (2)', 'Expand all', and 'Collapse all'.

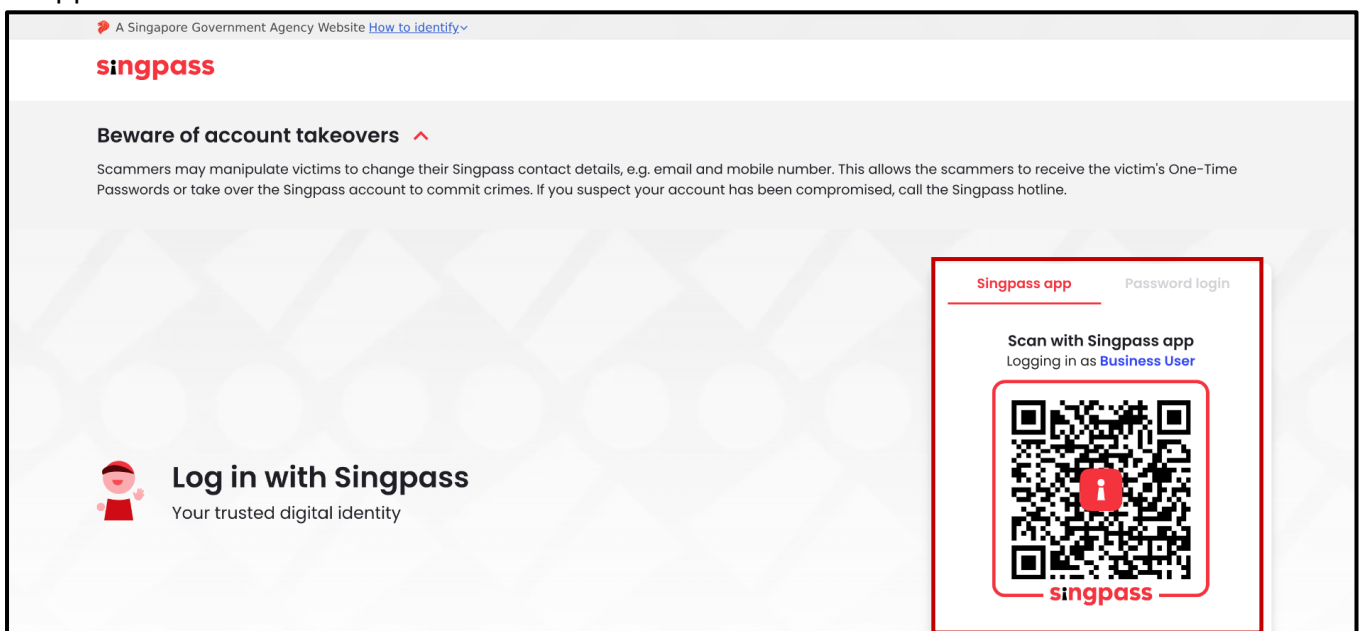
Step-by-step instructions to accessing and downloading Company Registers

Company officers and members can access all company's registers, except for the Register of Business and Register of Company Documents. Active position holders can download these free Statutory Registers at any time by logging into Bizfile with their Corppass credentials.

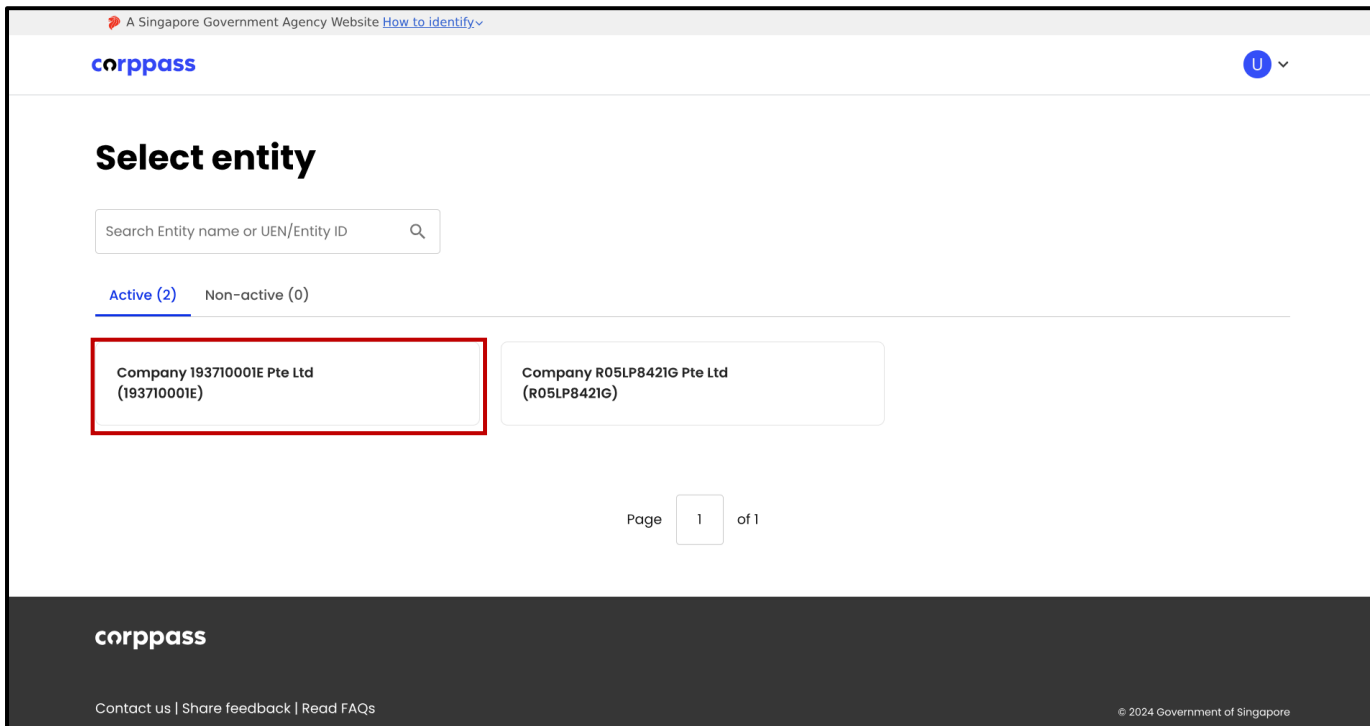
Step 1: Login to Bizfile using Business User (Corppass).



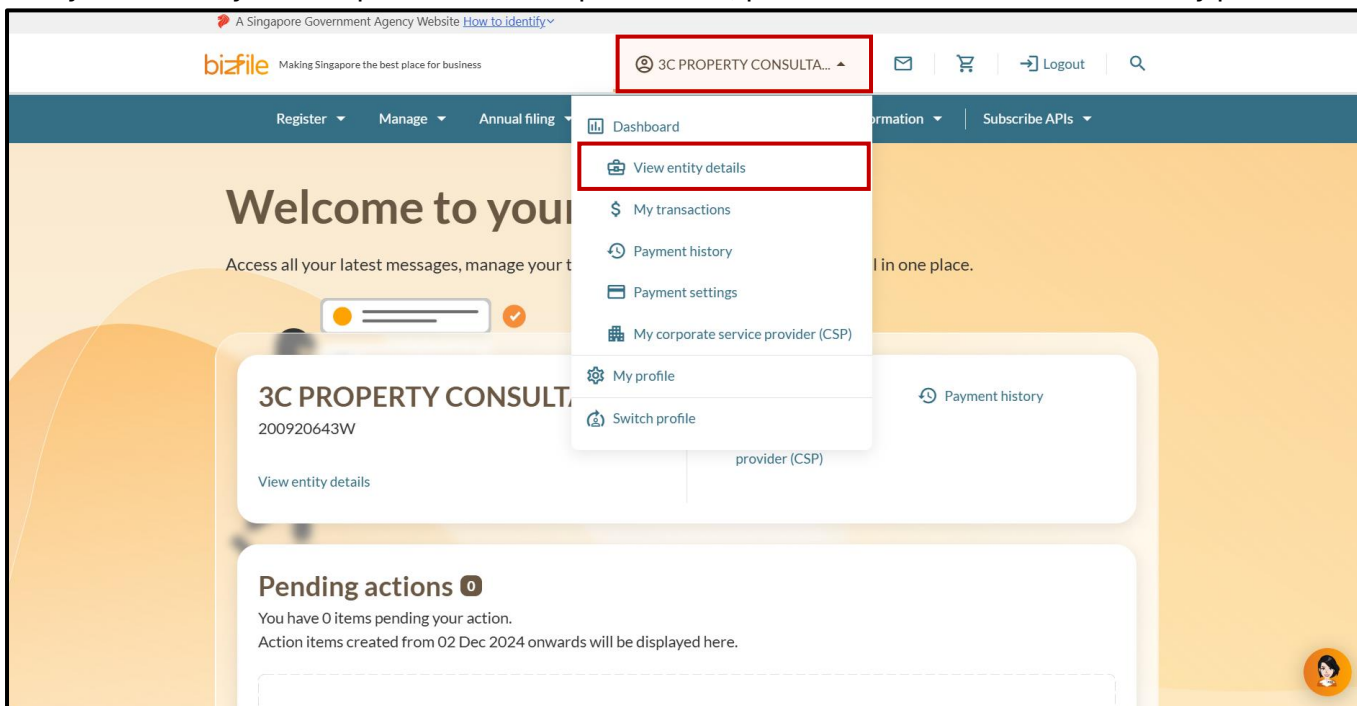
Step 2: Upon redirection to the Singpass login page, enter Singpass ID and password or scan the QRcode via the Singpass app. After verification on Singpass, you will be automatically logged into Corppass.



Step 3: Select the entity you are representing.



Step 4: Click on the entity name on the top menu bar to access the dropdown menu, select “View entity details”. If you hold position in multiple entities, please switch to the correct entity profile.



Step 5: On the Entity information page, select the "Free business products" link in the left menu.

Home > Dashboard > Entity information

Entity information

3C PROPERTY CONSULTANTS PTE. LTD.
200920643W
Last updated 31 Jul 2024 10:28 PM

- Entity Profile
- Basic information
- Business activities
- Office address
- Office hours
- Registers address
- Free business products**
- Position Holders
- Share capital and Shareholders

Entity Profile

Basic information [Edit](#)

i Last updated 31 Jul 2024 10:28 PM

UEN	200920643W
Entity name	3C PROPERTY CONSULTANTS PTE. LTD.
Formerly known as	PAXEL DESIGN PTE. LTD.
Entity type	Local Company
Company type	Exempt Private Company Limited by Shares
Company listing status	Unlisted
Entity status	Live Company

Step 6: To download all items, select the checkbox on the top-left corner of the listing and select "Download selected".

[← Back](#)

Free product download

3C PROPERTY CONSULTANTS PTE. LTD.
200920643W

Notice

- You can verify OpenAttestation (OA) documents at the [trustBar](#) portal.

Items summary 3

3 items [Download selected \(3\)](#) [Expand all](#) [Collapse all](#)

Statutory Registers

Register of Directors [Download](#)

To download the Register with certification, you can purchase the certification for \$1 per page by clicking on the "Buy Certification" link. Alternatively, you can log in to Bizfile to purchase the certification for the free Register.

[Buy certification](#)

Step 7: To download individual items, click “Download” beside each item.

The screenshot shows a web interface with a header bar containing a checkmark, '3 items', a download icon, and 'Download selected (3)'. On the right side of the header are 'Expand all' and 'Collapse all' options. Below the header is a section titled 'Statutory Registers' with an upward arrow. The section contains three items, each with a checkmark and a 'Download' button:

- Register of Directors**: Includes a 'Download' button and a 'Buy certification' link. A note states: 'The download link for free Statutory Register does not expire.'
- Register of Secretaries**: Includes a 'Download' button (highlighted with a red box) and a 'Buy certification' link. A note states: 'The download link for free Statutory Register does not expire.'
- Register of Auditors**: Includes a 'Download' button and a 'Buy certification' link. A note states: 'The download link for free Statutory Register does not expire.'

On the right side of the page, there are two circular icons: the top one shows a person's profile, and the bottom one shows an upward arrow.

Frequently Asked Questions (FAQs)

Q: Who can download Free Business Profile?

A: Only lodger or Corporate Service Provider or Group Secretary transacting on behalf of the entity which files the entity registration or annual filing transaction can download the Free Business Profile. Please download the Free Business Profile within the 30 days download period.

Q: What happens if a Corporate Service Provider or Group Secretary selects the free product download page link in the notification for successful filing?

A: A blank page will be displayed. Lodger will have to follow the steps found in the relevant sections of this guide.

Q: Who can download free company registers?

A: Company officers and members have free access to all of the company's registers, excluding Register of Business and Register of Company Documents. Upon Corppass login, active position holders will be able to download free Statutory Registers at any time. There is no download expiry.

Q: Is there an expiry date for download of Free Business Profile?

A: Free Business Profile will have to be downloaded within 30 days of entity registration, or before a new entity registration transaction takes place (applies to lodgers who log in through Singpass).

Q: Is there an expiry date for download of free company register?

A: No, there is no expiry date for download of free company registers.

Q: How can I download my company's business profile if I did not download it within the 30 days?

A: Lodger will have to purchase the business profile by searching for the company under information products.

Q: Why did I encounter a "Transaction cannot proceed" error after selecting "My entity details" page to access the Free Product download page?

A: Before accessing entity details, you must verify the registered email address associated with your entity. If you see a "Transaction cannot proceed" error, this means your email needs verification. Please log out of your current session and log in using Singpass. Locate the email verification link under "Pending Tasks" on your personal dashboard and complete the verification process. Once verified, log out and sign in to Bizfile with Corppass to continue accessing entity details. This verification is a mandatory one-time process for each registered email address.